

Features

- 9" (229 mm) spout reach
- 3" (76 mm) high nondiverter spout
- Variety of handle style options (sold separately)
- Nondiverter spout
- 15 gpm (gallons per minute) bath faucet flow rate
- KOHLER ceramic disc valves exceed industry longevity standards for a lifetime of durable performance
- Coordinates with other products in the Artifacts collection
- Handle trim sold separately

Material

- Brass
- KOHLER finishes resist corrosion and tarnishing

Installation

- Finished deck-mount installation only

Required Products/Accessories

K-T98071-4 Deck-mount bath faucet handle trim with Lever design

Recommended Products/Accessories

K-23723 Faucet cleaner
K-72567 18" Towel Bar
K-72568 24" Towel Bar
K-72570 24" Double Towel Bar
K-72571 Towel Ring
K-72572 Robe Hook
K-72573 Pivoting toilet paper holder
K-72576 Toilet paper carriage

Included Components

1354692 1/2" recessed deck-mount bath valve kit



Codes/Standards




ASME A112.18.1/CSA B125.1

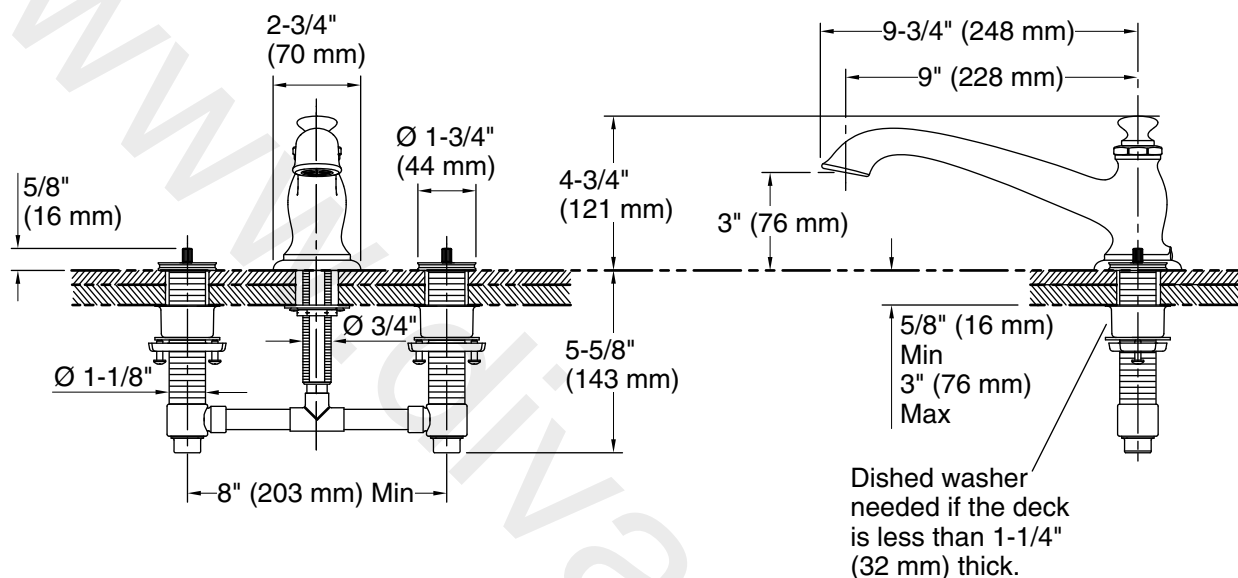
KOHLER® Faucet Lifetime Limited Warranty

See website for detailed warranty information.

Available Colors/Finishes

Color tiles intended for reference only.

| Color | Code | Description |
|---|------|--------------------------------|
|  | CP | Polished Chrome |
|  | SN | Vibrant™ Polished Nickel |
|  | BN | Vibrant™ Brushed Nickel |
|  | BV | Vibrant™ Brushed Bronze |
|  | 2BZ | Oil-Rubbed Bronze |
|  | 2MB | Vibrant™ Brushed Moderne Brass |



Technical Information

All product dimensions are nominal.

Drain included: No

Spout:

Spout reach: 9" (229 mm)

Notes

IMPORTANT! Artifacts deck-mount handles are only compatible with the valve included with the Artifacts deck-mount faucets. Do not install to a K-300 bath valve.

IMPORTANT! For K-T98071-9M models, the handle swings up and toward the user. Ensure that the handle will not interfere with the bath fixture during operation.

Install this product according to the installation guide.

For a finished bath deck/rim less than 5/8" (16 mm) thick: Install wood reinforcing material to the underside of the deck/rim. The combined thickness of the reinforcing material and the deck/rim must not exceed 3" (76 mm).