

13 716 809



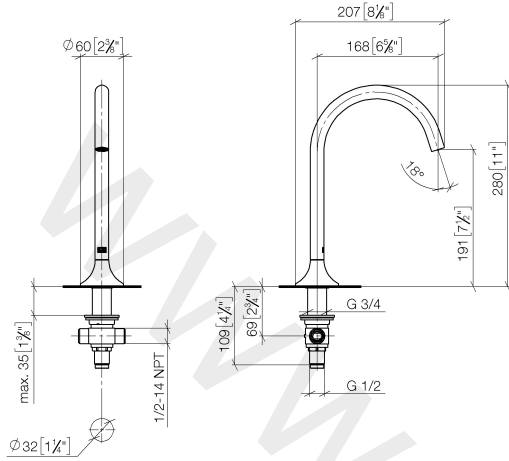
- 168 mm projection
- pivotable spout 360°
- circular, air-enriched flow
- height of mixer 280 mm
- height up to aerator 191 mm
- rosette Ø 60 mm
- hole diameter 35 mm
- 2x 1/2" x 1/2" x 400mm high pressure hose
- 1/2" connection
- max. flow 5.7 l/min
- lead-free
- WRAS: 1801015

For Touchfree control please order eSet Touchfree
WITH or WITHOUT temperature adjustment

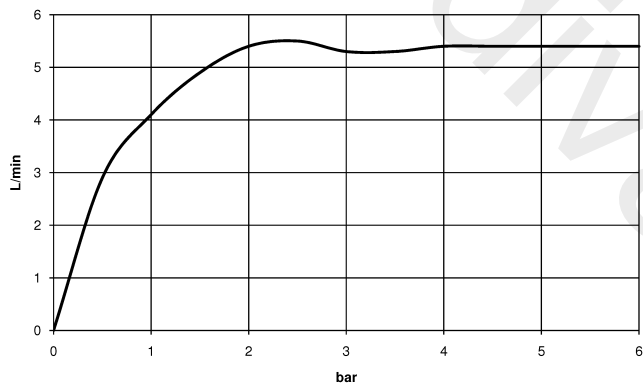
	Brushed Dark Platinum	13 716 809-99
	Chrome	13 716 809-00
	Brushed Platinum	13 716 809-06
	Platinum	13 716 809-08
	Dark Chrome	13 716 809-19
	Brushed Durabronze (23kt Gold)	13 716 809-28
	Brushed Champagne (22kt Gold)	13 716 809-46
	Champagne (22kt Gold)	13 716 809-47

13 716 809

mm [inches]

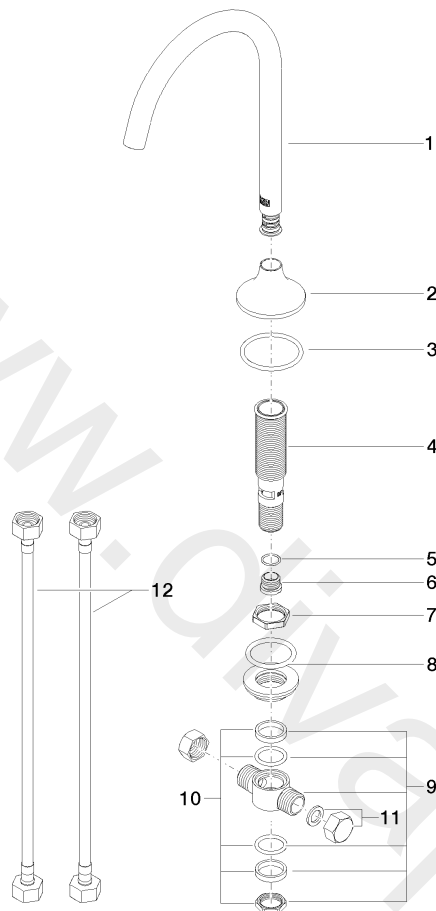


Flow rate chart



13 716 809

Parts for other finishes can be found here: [Chrome](#)



Spare parts list

No.	Item Number	Name	Quantity used	Delivery time
1	90 28 22 309 00-99	spout	1	30
2	09 27 80 011-99	rosette	1	30
3	09 14 10 084 90	seal	1	2
4	90 30 01 033 00 90	base	1	2
5	09 14 10 017 90	seal	1	2
6	09 24 04 021 10 90	nipple	1	2
7	09 23 10 127 90	nut	1	2
8	04 23 10 004 04 90	fixing set	1	2
9	04 17 11 020 10 90	distributor	1	2
10	90 23 10 012 00 90	gasket kit	1	2
11	04 21 02 006 00 92	cap	2	2
12	04 30 04 096 00 90	hose	2	2