




**Three-hole basin mixer without pop-up waste**

CL.1

ST 010 102 3705



- 160 mm projection
- fixed spout
- rectangular spray pattern with 40 individual jets
- height of mixer 204 mm
- height up to aerator 190 mm
- hole diameter valve 32 mm
- hole diameter spout 35 mm
- 2x screw-in M 10 x 1 pressure hose, leak-tested
- max. flow 4 l/min
- handle Ø 60mm
- lead-free

	Brushed Platinum	ST 010 102 3705-06
	Chrome	ST 010 102 3705-00
	Brushed Dark Platinum	ST 010 102 3705-99

**Individual components of this set**

You need the following components for this set

	1x	13 715 705-06		1x	20 000 740-06
	1x	20 000 741-06			

www.divapor.com





ST 010 102 3705



- 160 mm projection
- fixed spout
- rectangular spray pattern with 40 individual jets
- height of mixer 204 mm
- height up to aerator 190 mm
- hole diameter 35 mm
- 2x screw-in M 10 x 1 pressure hose, leak-tested
- 1/2" connection
- max. flow 4 l/min
- lead-free

**Codes & standards**

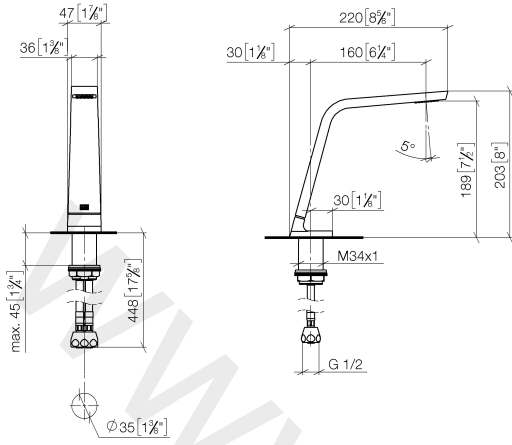
- NSF/ANSI 372

	Brushed Platinum	13 715 705-06
	Chrome	13 715 705-00
	Dark Chrome	13 715 705-19
	Brushed Dark Platinum	13 715 705-99

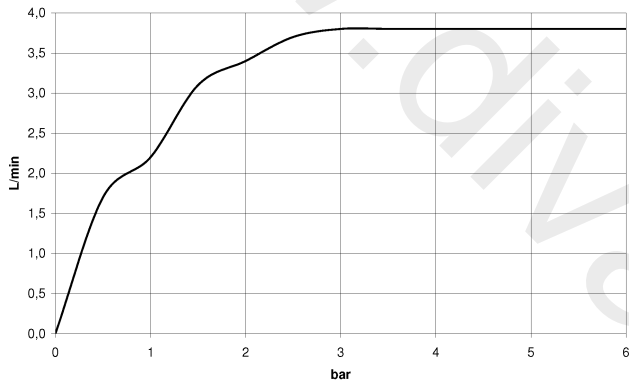
www.divapor.com

ST 010 102 3705

mm [inches]

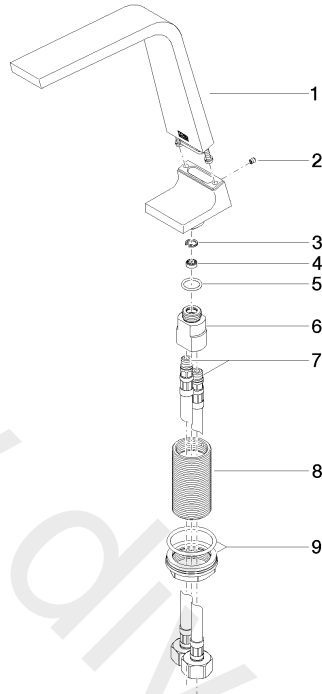


Flow rate chart



ST 010 102 3705

Parts for other finishes can be found here: [Chrome](#)



Spare parts list

No.	Item Number	Name	Quantity used	Delivery time
1	90 11 70 003 00-06	spout	1	10
2	09 31 11 044 90	pin	1	2
3	09 16 01 016 90	ring	1	2
4	09 23 01 034 90	flow reducer	1	2
5	09 14 10 130 90	seal	1	2
6	09 11 10 055 10 90	connection	1	2
7	04 30 04 019 00 90	hose	2	2
8	09 30 01 208 90	connection	1	2
9	04 23 10 044 06 90	fixing set	1	2

ST 010 102 3705








- hole diameter 32 mm
- handle Ø 60mm
- without rosette
- with cold marking



**Codes & standards**

Fits CL.1, META, CYO

Fits: CL.1, CYO

	Brushed Platinum	20 000 740-06
	Chrome	20 000 740-00
	Platinum	20 000 740-08
	Dark Chrome	20 000 740-19
	Brushed Durabronze (23kt Gold)	20 000 740-28
	Matte Black	20 000 740-33
	Brushed Dark Platinum	20 000 740-99

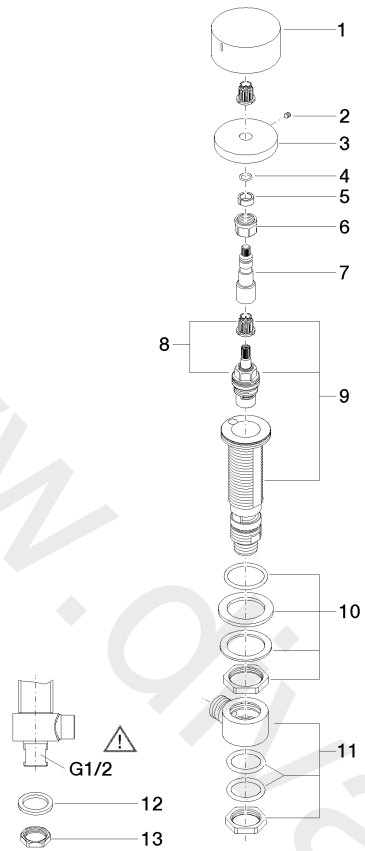
www.divapor.com

www.divapor.com



ST 010 102 3705

Parts for other finishes can be found here: Chrome



Spare parts list

No.	Item Number	Name	Quantity used	Delivery time
1	09 20 74 005-06	handle ( cold )	1	60
2	09 31 11 007 90	pin	1	2
3	09 27 74 003-06	rosette	1	10
4	09 14 10 060 90	seal	1	2
5	09 14 15 020 90	ring	1	2
6	09 23 30 023 90	nut	1	2
7	09 29 06 107-00	spindle	1	10
8	90 90 03 133 00 90	top	1	2
9	04 17 11 058 33 90	side panel	1	2
10	04 23 10 032 78 90	fixing set	1	2
11	04 17 11 023 10 90	distributor	1	2
12	09 30 11 059 90	disc	1	2
13	09 23 10 012 90	nut	1	2







ST 010 102 3705

- hole diameter 32 mm
- handle Ø 60mm
- without rosette
- with hot marking

**Codes & standards**



Fits: CL.1, CYO

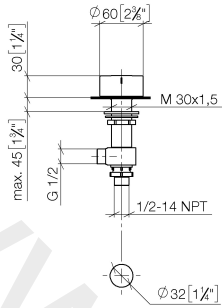
	Brushed Platinum	20 000 741-06
	Chrome	20 000 741-00
	Dark Chrome	20 000 741-19
	Brushed Durabronze (23kt Gold)	20 000 741-28
	Matte Black	20 000 741-33
	Brushed Dark Platinum	20 000 741-99

www.divapor.com

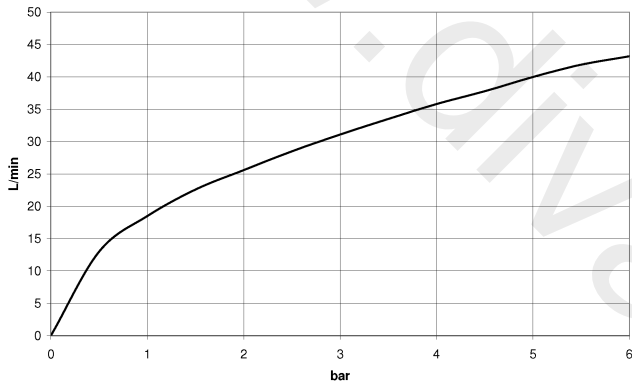
www.divapor.com

ST 010 102 3705

mm [inches]

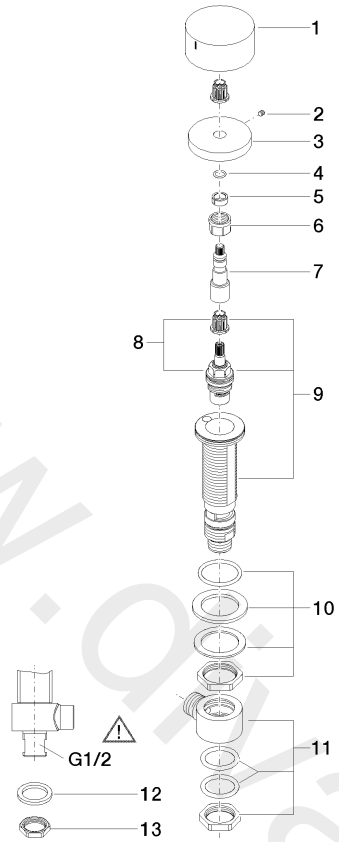


Flow rate chart



ST 010 102 3705

Parts for other finishes can be found here: Chrome



Spare parts list

No.	Item Number	Name	Quantity used	Delivery time
1	09 20 74 006-06	handle ( hot )	1	10
2	09 31 11 007 90	pin	1	2
3	09 27 74 003-06	rosette	1	10
4	09 14 10 060 90	seal	1	2
5	09 14 15 020 90	ring	1	2
6	09 23 30 023 90	nut	1	2
7	09 29 06 107-00	spindle	1	10
8	90 90 03 132 00 90	top	1	2
9	04 17 11 058 32 90	side panel	1	2
10	04 23 10 032 78 90	fixing set	1	2
11	04 17 11 023 10 90	distributor	1	2
12	09 30 11 059 90	disc	1	2
13	09 23 10 012 90	nut	1	2