

MyCube

Single lever shower mixer for exposed installation

Finish: **Chrome** Article Number: **71261000**



Description

product features

- 1 function
- centre distance: 150 ± 12 mm
- maximum flow rate at 3 bar: 29 l/min
- ceramic cartridge
- temperature limitation adjustable
- non-return valve
- suitable for continuous flow water heaters
- hose connection DN15
- connection dimension: DN15
- min. operating pressure: 1 bar
- max. operating pressure: 10 bar
- connection type: s-shaped connections

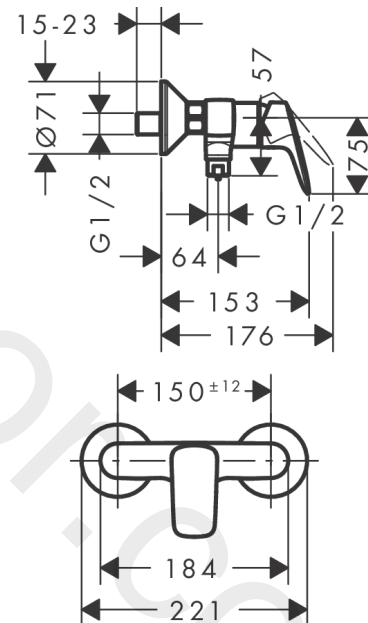
Certificates / Sustainability



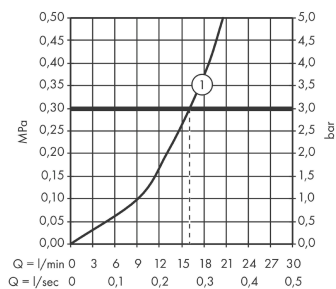
Product image



Scale drawing



Flowchart

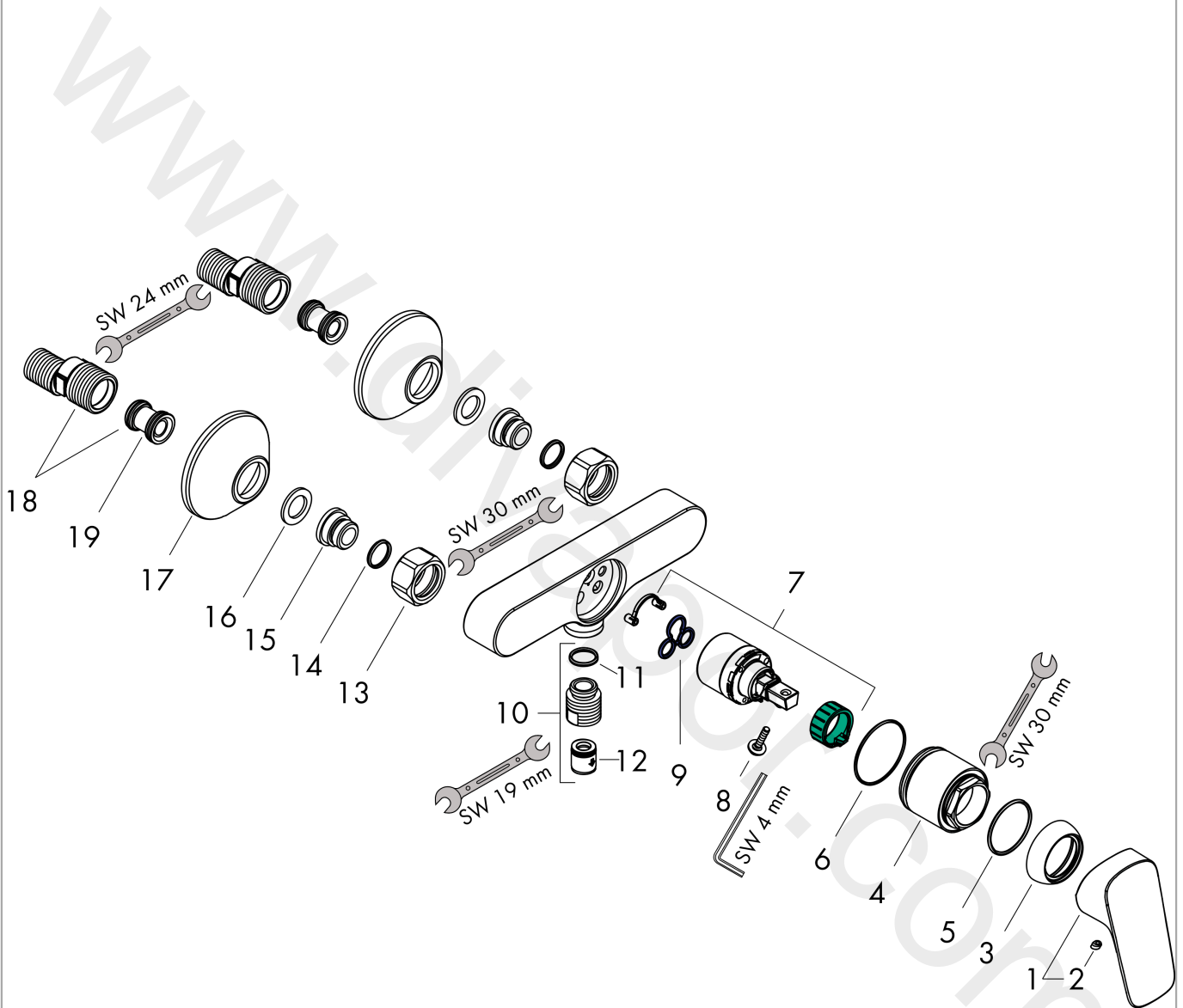


MyCube
Single lever shower mixer for exposed installation
 Finish: **Chrome** Article Number: **71261000**



Exploded Drawing

Year of production: >11/14



MyCube**Single lever shower mixer for exposed installation**Finish: **Chrome** Article Number: **71261000****Spare part list**

Year of production: >11/14

Pos.	Description	Article Number	Price	PU
1	handle	92224000	£ 51,00	1
2	screw cover	96338000	£ 3,30	1
3	flange	97406000	£ 20,50	1
4	nut	97977000	£ 43,00	1
5	O-Ring 32x2	98193000	£ 3,30	1
6	O-ring 40x1,5	98464000	£ 3,30	1
7	cartridge, assy	92730000	£ 35,00	1
8	locking screw for handle	95140000	£ 6,10	1
9	seal	95008000	£ 9,00	1
10	Hose Connection	96044000	£ 25,00	1
11	O-ring 14x2	98129000	£ 3,30	1
12	set of non return valves DW 15	94074000	£ 16,10	1
13	set of nuts	96157000	£ 35,00	1
14	O-ring 15x2	98163000	£ 3,30	1
15	connecting thread	97220000	£ 16,10	1
16	filter packing	96922000	£ 9,00	1
17	escutcheon Ø 70 mm	94135000	£ 13,30	1
18	set of S-unions (±12 mm)	94140000	£ 51,00	1
19	noise reduction	96429000	£ 6,10	1
a	set of S-unions (±32 mm)	98592000	£ 43,00	1