





Wall valve anti-clockwise closing hot 1/2"

CL.1

36 617 707

- with WAVES structure
- rosette 60 x 60 mm
- with hot marking
- head part with cut-to-length spindle and sleeve



	Brushed Dark Platinum	36 617 707-99
	Chrome	36 617 707-00
	Brushed Platinum	36 617 707-06
	Dark Chrome	36 617 707-19

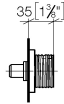
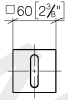
Required miscellaneous



- Wall valve 1/2"** 35 607 970 90
- min. recess depth 105 mm
 - max. recess depth 150 mm

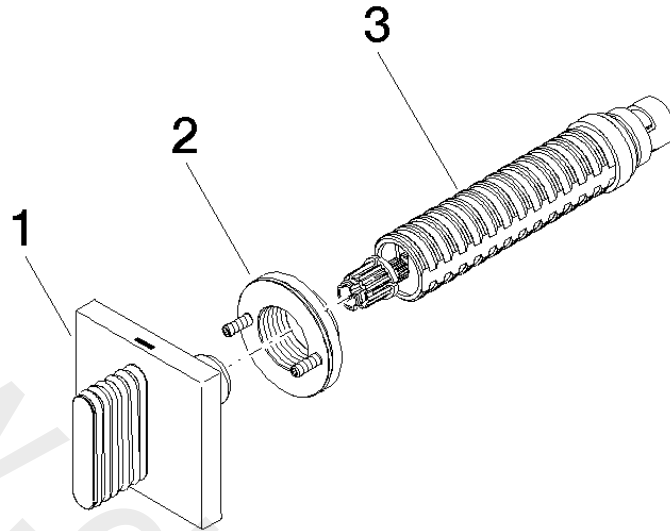
36 617 707

mm [inches]



www.divapor.com

36 617 707



Spare parts list

No.	Item Number	Name	Quantity used	Delivery time
1	90 20 70 055 03-99	handle (hot)	1	30
2	90 21 02 108 00 90	disc	1	2
3	90 90 03 142 00 90	top	1	2