DESIGN + ENGINEERING
GROHE GERMANY

99.0270.031/ÄM 249556/02.21

www.grohe.com

Pure Freude an Wasser

GROHE

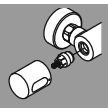

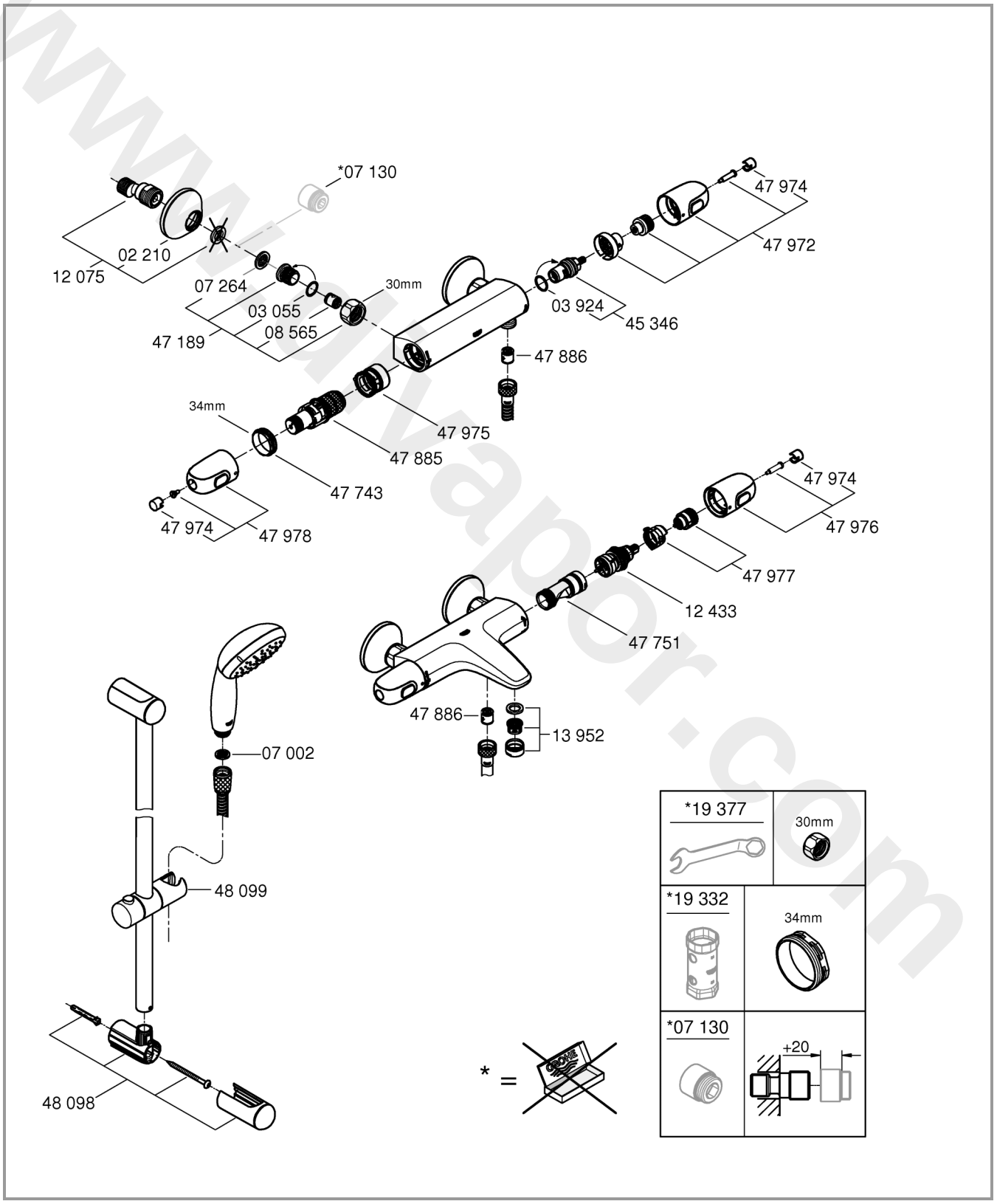

www.vapor.com

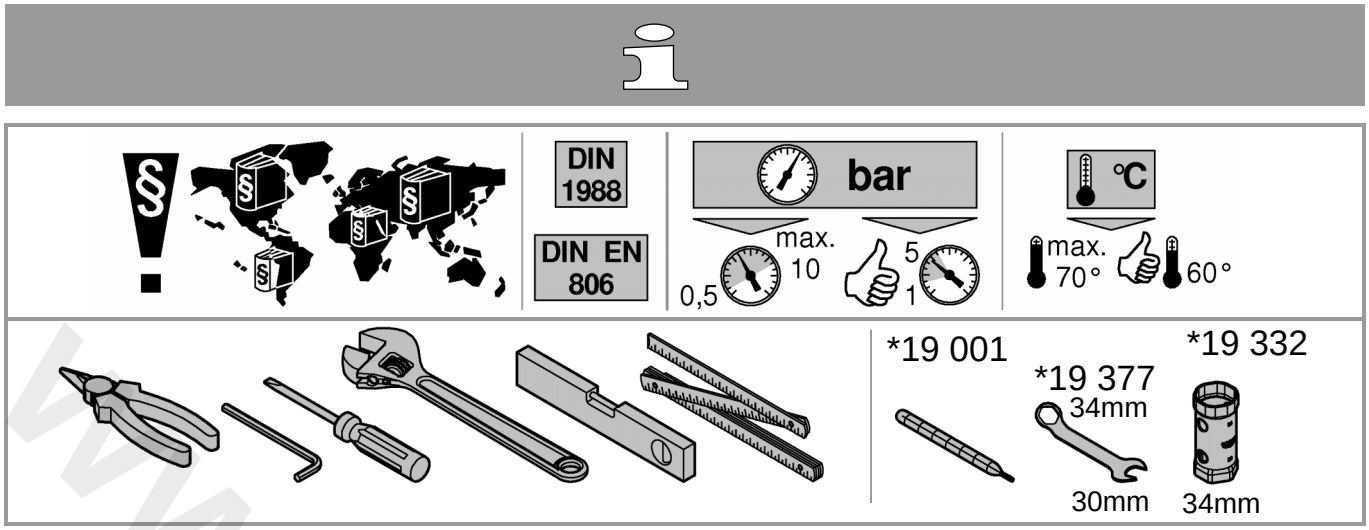

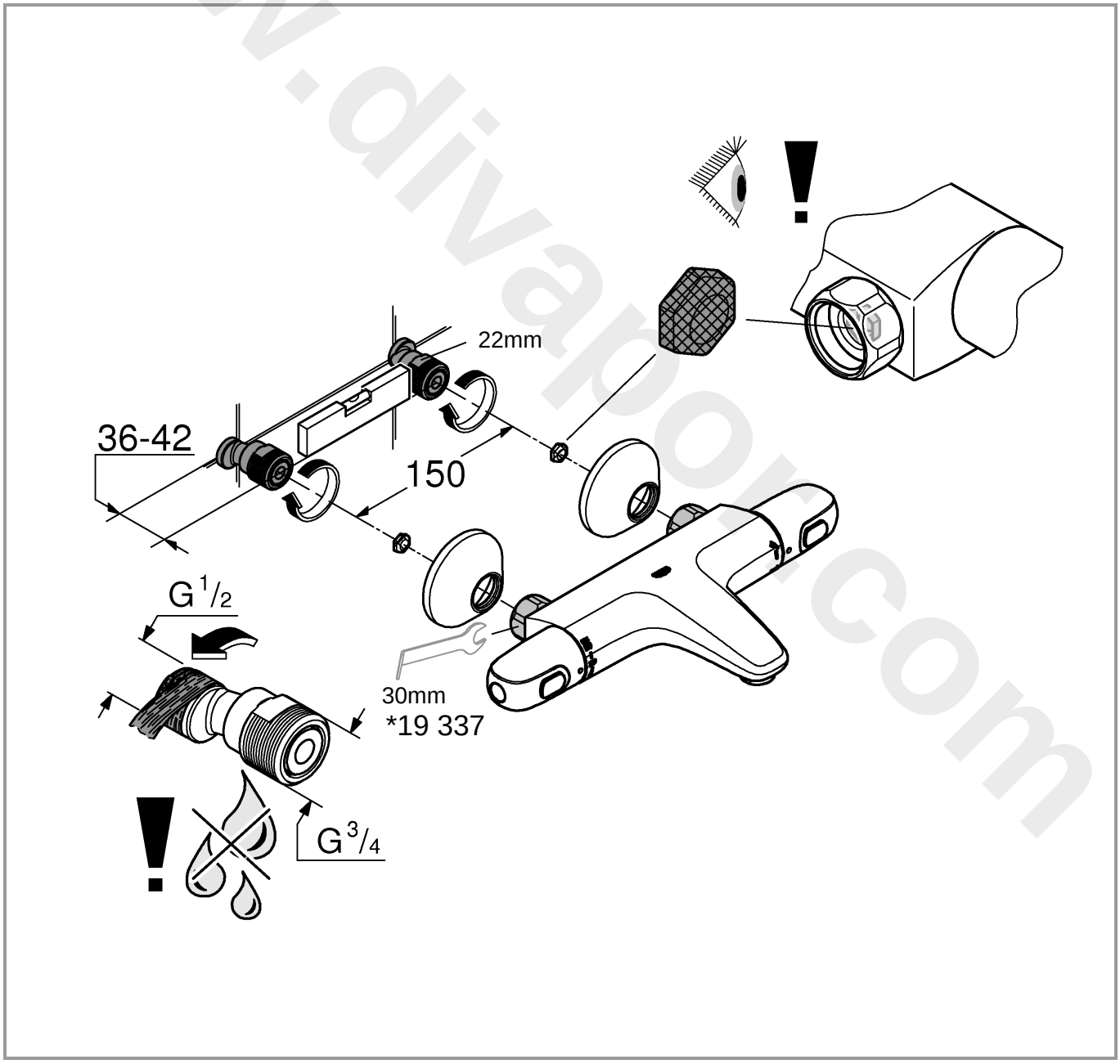

www.divaporcom

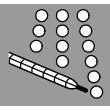

1

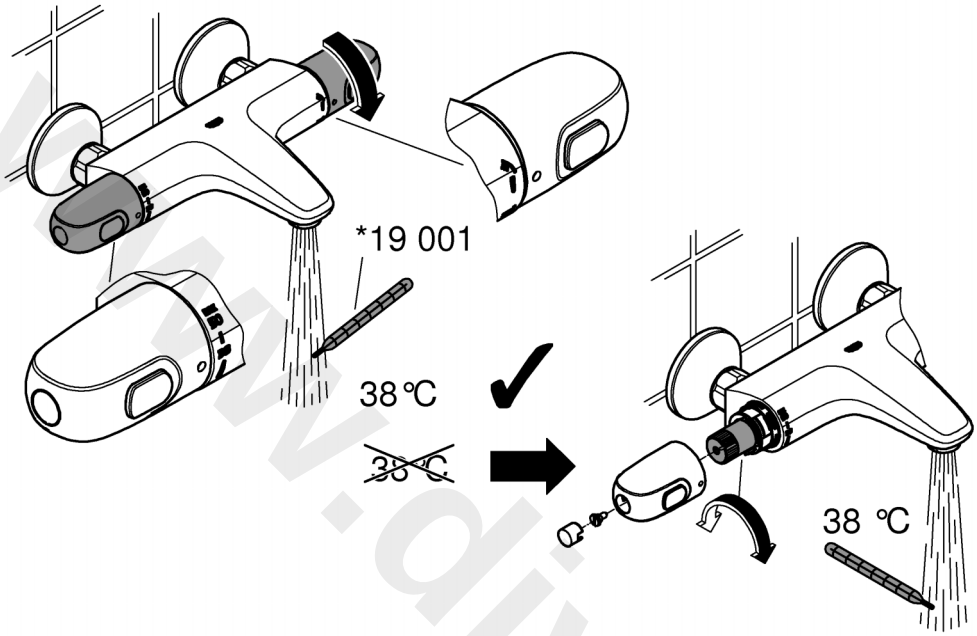

2

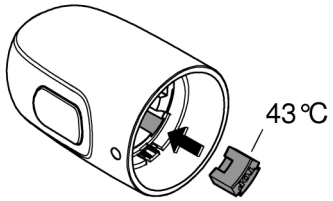

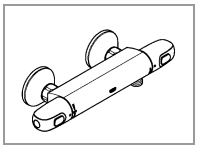

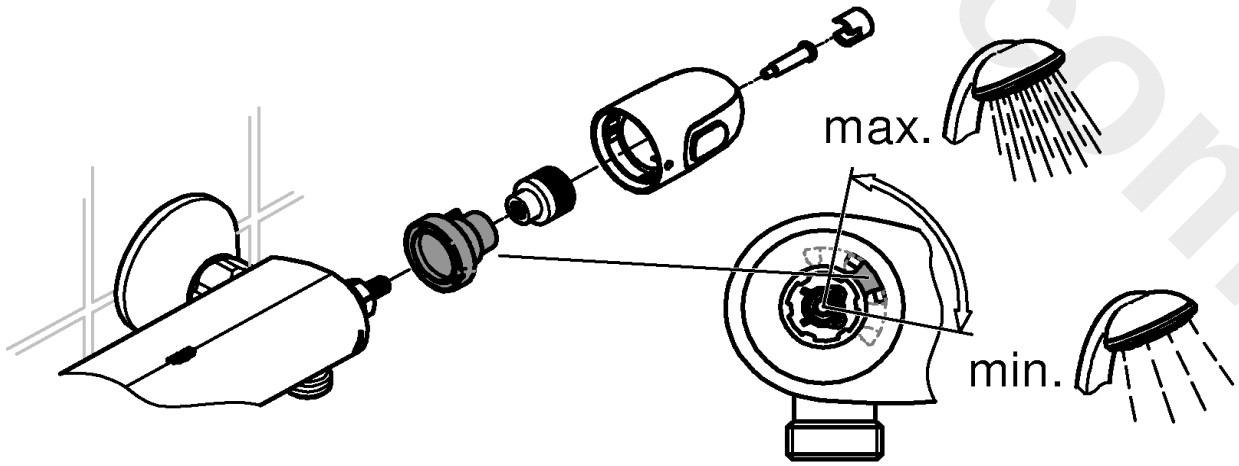

www.divapoor.com

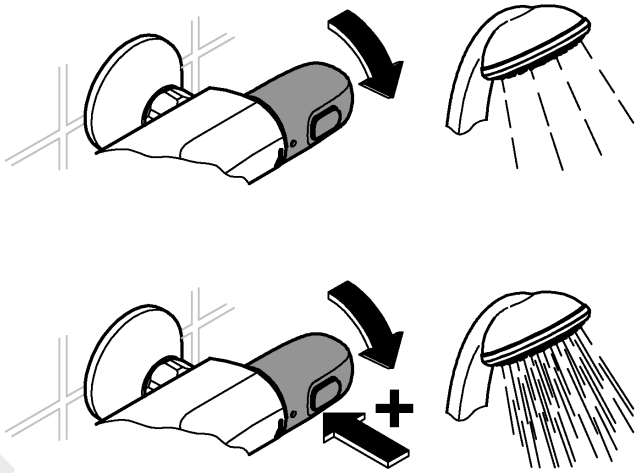

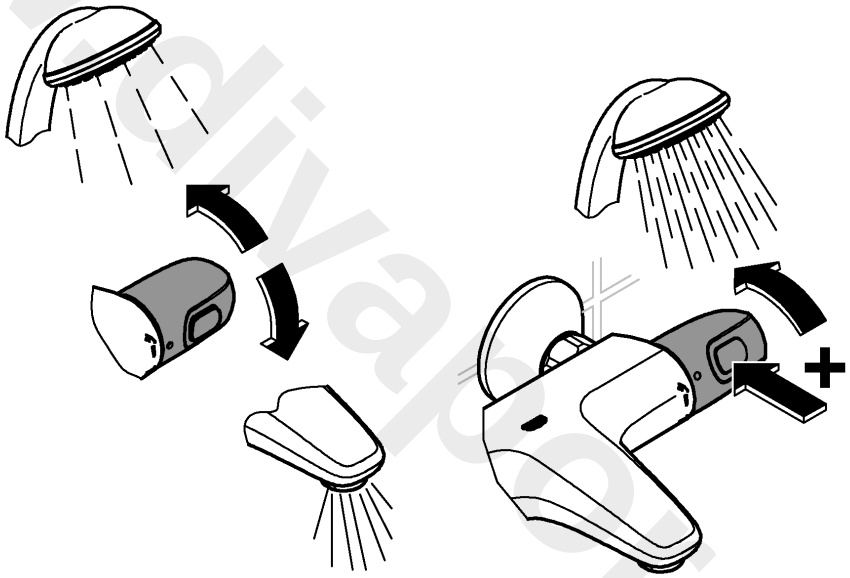

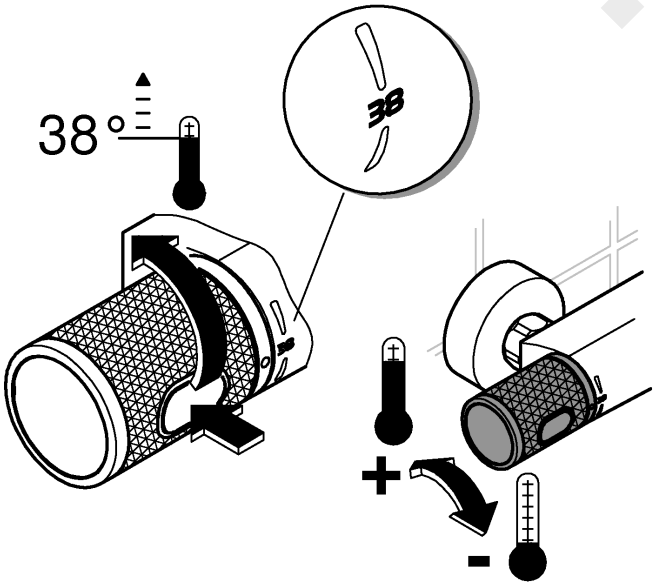

www.diyapp.com

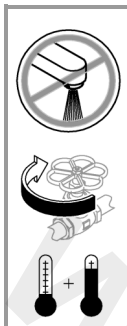

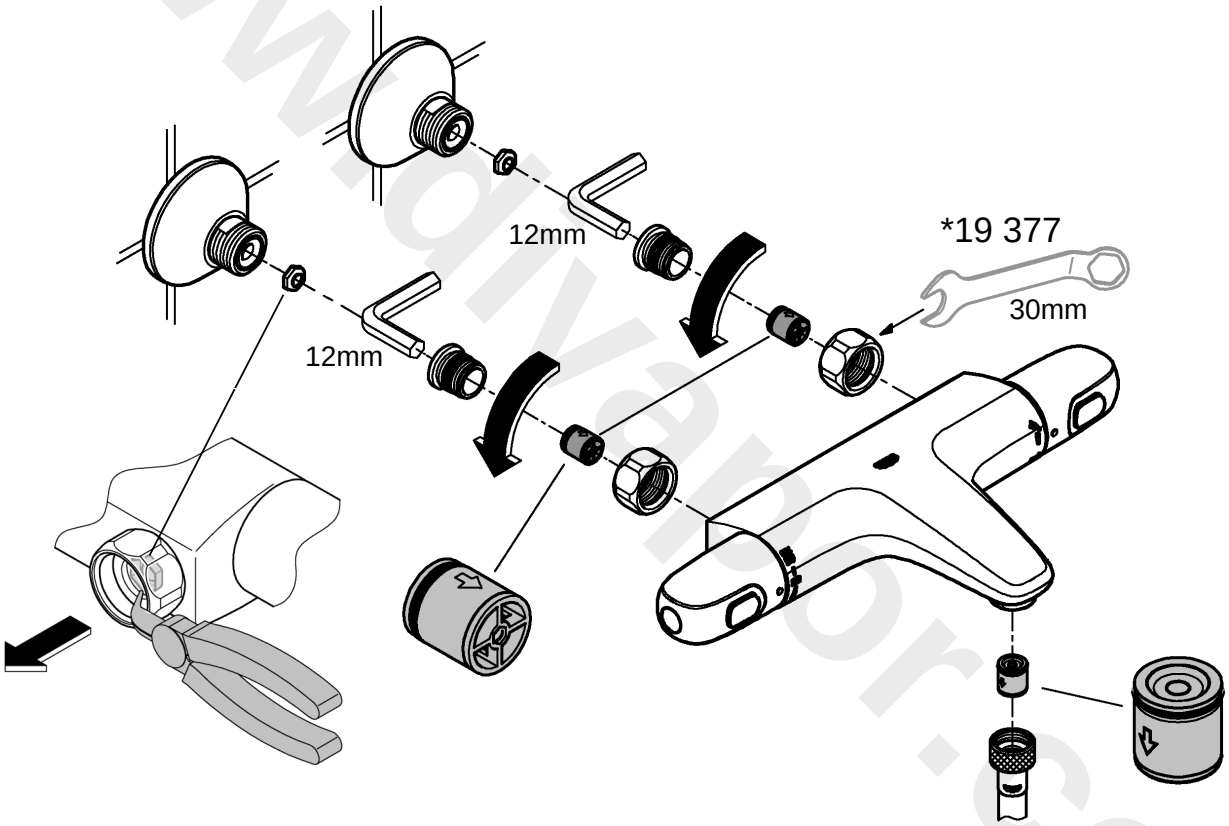

www.diyvapor.com

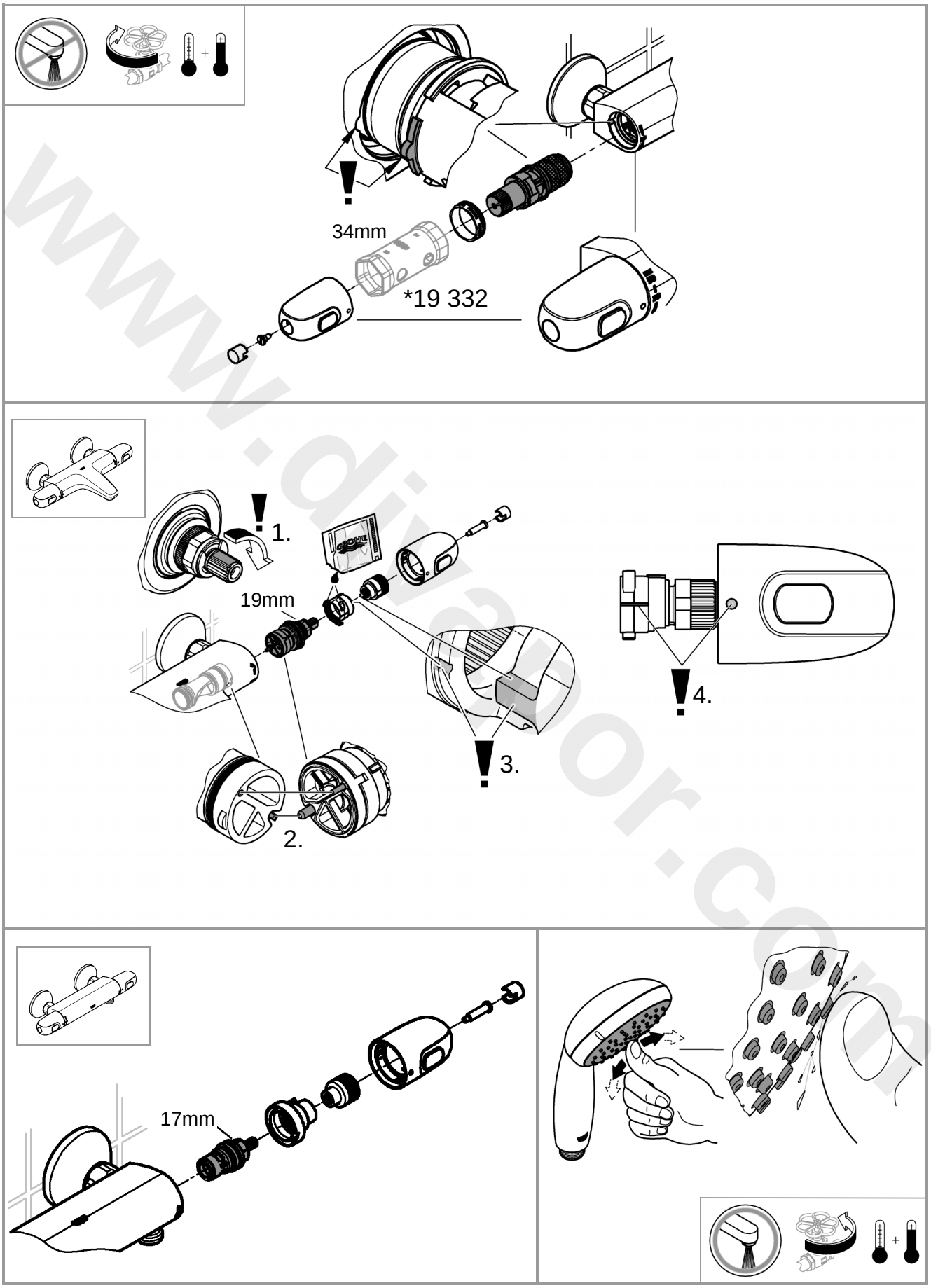

www.divanor.com

GB

Safety notes

Protection against scalding

It is recommended that near points of discharge with particular sensitivity to the outlet temperature (hospitals, schools, nursing and retirement homes) thermostatic devices should be installed which can limit the water temperature to 43 °C. The product includes an appropriate temperature end stop. It is generally recommended that the temperature of shower-systems should not exceed 38 °C in nurseries and specific areas of care centres. Use Grohtherm Special thermostats with special handle to facilitate thermal disinfection and appropriate safety end stop. Applicable standards (e. g. EN 806-2) and technical regulations for drinking water must be observed.

Safety and important information

This thermostatic valve will suit supplies of:

High pressure.

Conditions of use TMV2

	high pressure	low pressure
max. static pressure	10 bar	10 bar
flow pressure hot/cold	0,5 to 5 bar	0,1 to 1 bar
hot supplied temperature	55 to 65 °C	55 to 65 °C
cold supplied temperature	equal to or less 25 °C	equal to or less 25 °C

NOTE: Valves operating outside these conditions cannot be guaranteed by the Scheme to operate as Type 2 valves.

The designation of use is high pressure tub (HP-T) and high pressure shower (HP-S).

HP-S for 34 438, 34 557, 34 818 and 34 825

HP-S and HP-T for 34 439 and 34 821

If a water supply is fed by gravity then the supply pressure should be verified to ensure the conditions of use are appropriate for the valve.

Recommended outlet temperature

- 44 °C for bath fill

but:

- 41 °C for shower and washbasin
- 38 °C for bidet

The mixed water temperatures must never exceed 46°C.

The maximum mixed water temperature can be 2°C above the recommended maximum set outlet temperatures.

NOTE: 46°C is the maximum mixed water temperature from the bath tap. The maximum temperature takes account of the allowable temperature tolerances inherent in thermostatic mixing valves and temperature losses in metal baths.

It is not a safe bathing temperature for adults or children.

The British Burns Association recommends 37 to 37.5 °C as a comfortable bathing temperature for children. In premises covered by the Care Standards Act 2000, the maximum mixed water outlet temperature is 43 °C.

The thermostatic mixing valve will be installed in such a position that maintenance of the TMV and its valves and the commissioning and testing of the TMV can be undertaken.

Requirements shall be verified against the original set temperature results once a year.

The installation of thermostatic mixing valves must comply with the requirements of the Water Supply (Water Fittings) Regulations 1999.

The fitting of isolation valves is required as close as is practicable to the water supply inlets of the thermostatic mixing valve.

Notes

If there is a residual flow during the commissioning or the annual verification (cold water supply isolation test), then this is acceptable providing the temperature of the water seeping from the valve is no more than 2°C above the designated maximum mixed water outlet temperature setting of the valve.

Application

Thermostat mixers are designed for hot water supply via pressurised storage heaters and, utilised in this way, provide the best temperature accuracy. With sufficient power output (from 18 kW or 250 kcal/min), electric or gas instantaneous heaters are also suitable.

Thermostats **cannot** be used in conjunction with non-pressurised storage heaters (displacement water heaters).

All thermostats are adjusted in the factory at a flow pressure of 3 bar on both sides.

Should temperature deviations occur on account of special installation conditions, the thermostat must be adapted to local conditions (see Adjusting).

Specifications

Safety stop 38 °C

Hot water temperature at supply connection min. 2 °C higher than mixed water temperature

Thermal desinfection possible

Minimum flow rate = 5 l/min

If static pressure exceeds 5 bar, a pressure reducing valve must be fitted.

www.diyplumber.com

Installation

The projection can be increased by 20mm with an extension, see Replacement Parts, Prod. no. 07 130.

Reversed connection (hot on right - cold on left).

Replace thermostatic compact cartridge, see Replacement parts, Prod. no.: 47 885 (1/2”).

When using this thermostatic compact cartridge, the Cool Touch function is no longer available.

Installation of the shower rail

When installing e.g. on plasterboard walls (not solid walls) it must be assured that an appropriate reinforcement is in place to ensure sufficient strength.

Adjusting

Temperature adjustment, see page 2 Fig. [1].

Temperature end stop

If the temperature end stop is at 43 °C, insert accompanying temperature limiter in temperature selection handle, see Fig. [2].

Operation

The safety stop limits the temperature range to 38 °C. The 38 °C limit can be overridden by pressing the button, see page 3.

Prevention of frost damage

When the domestic water system is drained, thermostat mixers must be drained separately, since non-return valves are installed in the hot and cold water connections. For this purpose, the mixer must be removed from the wall.

Maintenance

Inspect and clean all parts, replace if necessary and lubricate with special valve grease.

Shut off the hot and cold water supply.

Non-return valve, see page 4.

Drain the fitting before disassembling.

Thermostatic compact cartridge, see page 5.

Readjustment is necessary after every maintenance operation on the thermostatic compact cartridge (see Adjusting).

Showers, see page 5.

The function of the SpeedClean nozzles is guaranteed for a period of five years.

Thanks to the SpeedClean nozzles, which must be regularly cleaned, limescale deposits on the rose can be removed by simply rubbing with the fingers.

Replacement parts

(* = special accessories).

Care

For directions on care, refer to the accompanying Care Instructions.

www.aivapor.com

F

Consignes de sécurité

Prévention d'échaudage

Pour des points de puisage où la température de l'eau est particulièrement critique (hôpitaux, écoles, résidences médicalisées), il est recommandé de systématiquement utiliser des thermostats pouvant être limités à 43 °C. Une butée de température permettant la limitation est incluse avec ce produit. Pour les systèmes de douche dans les écoles maternelles et dans certaines parties de résidences médicalisées, il est généralement recommandé de ne pas dépasser une température de 38 °C. Utilisez ici des thermostats Grohtherm Special avec poignée spéciale pour l'aide à la désinfection thermique et la butée finale de sécurité correspondante. Respectez les normes en vigueur (par ex. EN 806 2) ainsi que les règlementations techniques pour l'eau potable.

Domaine d'application

Les robinetteries thermostatiques sont conçues pour fournir de l'eau chaude avec des accumulateurs sous pression et permettent d'obtenir une température de l'eau extrêmement précise. Si la puissance est suffisante (à partir de 18 kW, ou 250 kcal/min), des chauffe-eau instantanés électriques ou au gaz conviennent également.

Les thermostats ne peuvent **pas** être utilisés avec des accumulateurs sans pression (chauffe-eau à écoulement libre). Tous les thermostats sont réglés en usine sur une pression dynamique de 3 bars. Si des différences de température devaient apparaître, régler le thermostat en fonction des conditions locales d'utilisation (voir Réglage).

Caractéristiques techniques

Verrouillage de sécurité	38 °C

Température de l'eau chaude au raccord d'alimentation au moins 2 °C de plus que la température de l'eau mitigée

Désinfection thermique possible

Débit minimal	= 5 l/min

Installer un réducteur de pression en cas de pressions statiques supérieures à 5 bars.

Installation

La saillie peut être augmentée à l'aide d'une rallonge de 20mm, pièces de rechange, réf. 07 130.

Raccordement inversé (chaud à droite - froid à gauche).

Remplacer la cartouche compacte de thermostat, voir pièces de rechange, réf. 47 885 (1/2").

Lors de l'insertion de la cartouche compacte de thermostat, la fonction Cool Touch a été supprimée.

Montage de la barre de douche

En cas de montage sur un support souple, une plaque de plâtre par exemple, s'assurer que des renforts ont été montés sur le mur.

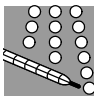

Réglage

Réglage de la température, voir page 2 fig. [1].

Butée de température maximale

Si la butée de température maximale est réglée sur 43 °C, mettre en place le limiteur de température joint dans la poignée de sélection de la température, voir fig. [2].

Commande

La température est limitée à 38 °C par le verrouillage de sécurité.

Il est possible d'aller au-delà de la limite des 38 °C et d'obtenir une température plus élevée en appuyant sur la touche, voir page 3.

Attention en cas de risque de gel

En cas de mise hors gel, la purge simple de l'installation n'est pas suffisante pour protéger la robinetterie. Lors de la purge de l'installation principale, vous devez vider le corps thermostatique dont les raccordements d'eau froide et d'eau chaude sont équipés de clapets anti-retour. Pour cela, ôter le thermostat du mur.

Maintenance

Vérifier toutes les pièces, les nettoyer, les remplace éventuel-lement et les lubrifier avec la graisse spéciale pour robinets.

Couper l'alimentation en eau chaude et en eau froide.

Clapet anti-retour, voir page 4.

Vider la robinetterie avant le démontage.

Cartouche compacte de thermostat, voir page 5.

Après tout travail de maintenance sur la cartouche compacte de thermostat, un réglage est nécessaire (voir Réglage).

Douche, voir page 5.

Les buses SpeedClean sont garanties 5 ans.

Les buses SpeedClean, qui doivent être nettoyées régulièrement, permettent d'éliminer, par frottement avec les doigts, les dépôts calcaires sur le diffuseur.

Pièces de rechange

(* = accessoires spéciaux).

Entretien

Les indications relatives à l'entretien figurent sur la notice jointe à l'emballage.

www.devanor.com

Pure Freude an Wasser

GROHE

D
✆ +49 571 39 89 333
service.de@grohe.com

A
✆ +43 1 6 80 60
info-at@grohe.com

AUS
✆ 1800 080 055
customer.care@reece.com.au

B
✆ +32 (0)2 899 3077
https://www.grohe.be/nl_be/onze-service/contact.html

BG
✆ +359 2 971 99 59
info-bg@grohe.com

BR
✆ 0800 770 1222
falecom@lixilamericas.com

CAU
✆ +99 412 497 09 74
info-az@grohe.com

CDN
✆ +1 888 6447643
info@grohe.ca

CH
✆ +41 44 877 73 00
info@grohe.ch

CN
✆ +86 4008811698
info.cn@grohe.com

CZ
✆ +420 277 004 193
info-cz@grohe.com

DK
✆ +45 44 65 68 00
grohe@grohe.dk

E
✆ +34 93 / 3 36 88 50
grohe@grohe.es

EST **LT** **LV**
✆ +372 661 6354
grohe@grohe.ee

F
✆ +33 1 49 97 29 00
sav-fr@grohe.com

FIN
✆ +358 (09)42451390
grohe@grohe.fi

GB
✆ +44 208 283 2840
info-uk@grohe.com

GR
✆ +302102712908
service-gr@grohe.com

H
✆ +36 (06)1 238-8045
info-hu@grohe.com

HK
✆ +852 2969 7067
info@grohe.hk

I
✆ +39 2 959401
info-it@grohe.com

IND
✆ 18001024475
customercare.in@grohe.com

IS
✆ +354 515 400
grohe@byko.is

J
✆ +81-3-5775-7500
info_grohe@blisspajapan.jp

KZ
✆ +7 775 007 05 27
service-kz@grohe.com

MAL
✆ 1800 80 6570
customerservice.my@lixil.com

MX
✆ 01 800 839 1200
info@lixilamericas.com

N
✆ +47 22 07 20 70
grohe@grohe.no

NL
✆ +31(0) 88-0030700
https://www.grohe.nl/nl_nl/onze-service/contact.html

NZ
✆ +64 09 573 0490
sales@robertson.co.nz

P
✆ +351 234529620
comercial-pt@grohe.com

PL
✆ +48 (22) 5432640
biuro@grohe.com

RI
✆ 0800-1-047-643
customercare-indonesia@lixil.com

RO
✆ +40 021 212 50 50
info-ro@grohe.com

ROK
✆ +82 2 1588 5903
info-singapore@grohe.com

RP
✆ +63 2 89288000
service_center@wilcon.com.ph

RUS
✆ 8 800 200 00 49
service-ru@grohe.com

S
✆ +46 771 14 13 14
grohe@grohe.se

SGP **RC**
✆ +65 6311 3611
grohe@connectcentre.sg

SK
✆ +421 948 119 343
info-sk@grohe.com

T
✆ +6629014455
grohe-thailand@lixil.com

TR **AZ** **TM** **TJ**
✆ +90 216 441 23 70
service.turkey@grohe.com

UA
✆ +380 (44) 5375273
info-ua@grohe.com

USA
✆ +1 800 4447643
Grohetechcare@lixil.com

VN
✆ (+84) 1800 6624
cskh@lixil.com

AL **BiH** **HR** **KS** **ME** **MK** **SLO** **SRB**
✆ +385 1 2911470
adria-hr@grohe.com

CY **MT** **IL**
✆ +357 22465200
service.cyprus@grohe.com

UAE **KWT** **BHR** **OM** **PK**
✆ +971 4 421 4556
service.UAE@grohe.com

KSA **LBN** **JOR** **IRQ** **QAT**
✆ +961 76868616
service.lebanon@grohe.com

EGY **SUD** **LBY**
✆ +202 26147988
service.egypt@grohe.com

MA **DZ** **TN** **NGR** **BJ** **GH** **CI** **SN**
✆ +202 26147988
service.morocco@grohe.com

Far East Area Sales Office:
✆ +65 6311 3600
info@grohe.com.sg

Latin America:
✆ +52 818 3050626
info@lixilamericas.com

www.grohe.com

2020/06/09

www.aivaDor.com