

Customer Service

Guarantee

Your product has the benefit of our manufacture's 1 year guarantee which starts from date of purchase. This guarantee only applies in the United Kingdom and Republic of Ireland. Within the guarantee period we will resolve defects in materials or workmanship, free of charge, by replacing parts or product as we may choose.

This guarantee is in addition to your statutory rights and is subject to the following conditions :

- The product must be installed and maintained in accordance with the instructions given in this user guide.
- Replacement under this guarantee does not extend the original expiry date .
- The guarantee on any replacement parts or product ends at the original expiry date.

The guarantee does not cover:

- Non product faults (such as damage or performance issues arising from incorrect installation, improper use, inappropriate cleaning, lack of maintenance, build up of limescale, frost damage, corrosion, chemical attack, system debris or blocked filters) or where no fault has been found with the product.
- Accidental or wilful damage.
- Compensation for loss of use of the product or consequential or indirect loss of any kind.
- Damage or defects caused if the product is repaired or modified by persons not authorised by us or our appointed representative.

What to do if something goes wrong

If your product does not function correctly when you first use it, check that it is installed and commissioned in accordance with the instructions in this manual. If this does not resolve the issue, contact us for help and advice.



Helpdesk Service

Our Customer Services Team is comprehensively trained and can offer help and advice, spare parts and accessories. We will need you to have your model name or number and date of purchase. Please provide your model name and date of purchase.



Mira Showers Website (www.mirashowers.co.uk)

From our website you can download additional user guides, diagnose faults, purchase our full range of accessories and popular spares and refer to our FAQ's



Spares and Accessories

We hold the largest stocks of genuine Mira spares and accessories. Contact us for a price or visit our website to purchase items from our accessory range and popular spares. (Only available in the United Kingdom)

To Contact Us: UK



0844 571 5000

Calls cost 7p per minute plus your phone company's access charge



Fax: 01242 282595



Email

www.mirashowers.co.uk/contactus



By Post:

**Mira Customer Services Dept, Cromwell Road,
Cheltenham, Gloucestershire GL52 5EP**

To Contact Us: Eire Only



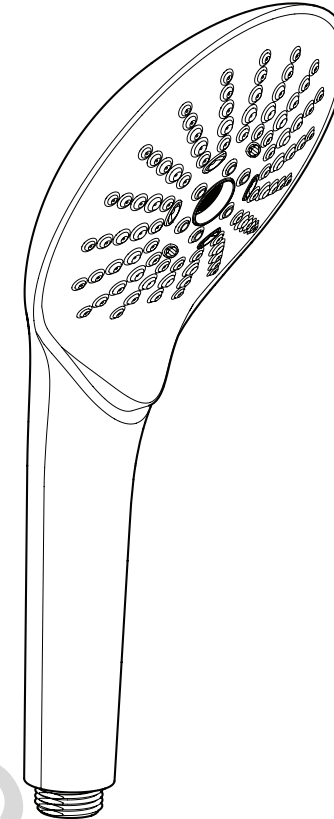
01 531 9337



E-mail:

CustomerServiceEire@mirashowers.com

Mira Switch Showerhead - L20B



These instructions must be left with the user

Installation & User Guide

Showering perfection

mira
SHOWERS

Mira is a registered trade mark of
Kohler Mira Limited.

The company reserves the right to alter
product specifications without notice.



mira
SHOWERS

INTRODUCTION

This multi-function showerhead is suitable for use with mixer and digital showering systems only.

Features - Rub-clean rubber nozzles to remove scale build-up.

GUARANTEE

For **domestic installations**, Mira Showers guarantee the products listed in this guide against any defect in materials or workmanship for a period of one year from the date of purchase. For terms and conditions refer to the back cover of this guide.

SPECIFICATION

Minimum pressure: 0.1 bar - **Maximum pressure:** 5.0 bar.

Exceeding the stated maximum pressure could result in excessive spray force and damage to the showerhead.

CLEANING

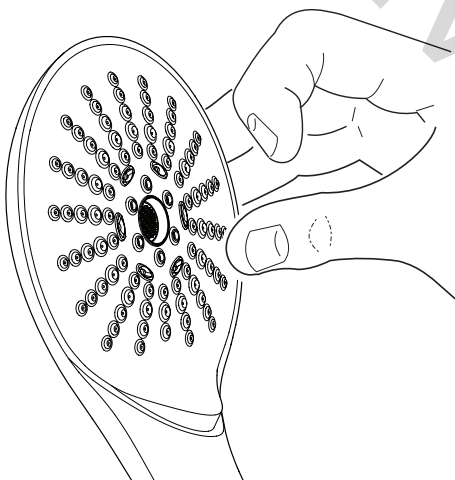
Daily Cleaning

Many household cleaners contain abrasives and chemical substances, and should not be used for cleaning plated or plastic fittings.

These finishes should be cleaned with a mild washing up detergent or soap solution, and then wiped dry using a soft cloth.

Use your thumb or a soft cloth to wipe any limescale from the soft nozzles and the front surface of the showerhead sprayplate.

Important! The sprayplate **must** be regularly cleaned to make sure that the showerhead does not become blocked.



INSTALLATION

General

Installations must comply with Water Regulations (Bye-Laws, Scotland), and any other Local Regulations and Building Regulations in force at the time of installation.

Before installation carefully inspect the product for any signs of damage.

A hose retaining ring must be used to stop the showerhead from dropping below the spill-over level of the bath or shower tray. This will prevent water supply contamination due to backsiphonage.

Installation

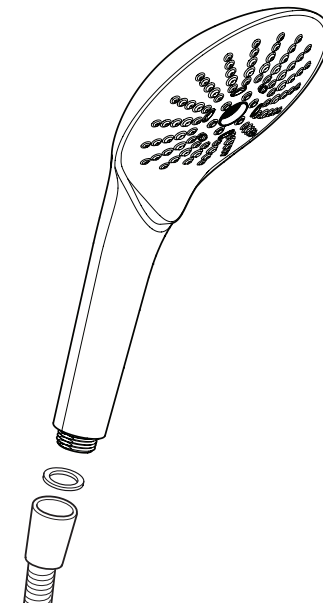
1. Unscrew the existing showerhead from the flexible shower hose.

Note! The hose and showerhead may have water in them.


Note! If there is a hose washer, be careful to retain it.

2. If there is a hose washer, re-fit the washer and screw the new showerhead into the flexible shower hose.

Caution! Do not overtighten.



OPERATION



Press Button and fully release to change mode.