

Mira Mode Bath Filler

Digital Mixer



SUITABLE FOR ALL SYSTEMS



5 YEAR WARRANTY

Smart, simple showering.

Product Information

Description	Colour	Product No.
Mira Mode with Bathfill (High Pressure/Combi)	Chrome	1.1980.009
Mira Mode with Bathfill (Pumped for Gravity)	Chrome	1.1980.010



Features & Benefits

Temperature control

- Thermostatic temperature stability with digital intelligence
- Indicator light signals when bath fill has reached desired temperature
- Maximum temperature setting for increased safety

Easy to fit and maintain

- Replaceable checkvalve and filters
- Supplied with push fit isolators

For your customer

- Rotary temperature control dial
- Personalised bath fill options with the Mira Mode app
- Overflow bath filler



To download other resources, and for more information and advice on our products just visit:
www.mirashowers.co.uk



Product Specification

Tech Details

Installation Units & Fittings

Water entry points - Overflow bath filler

Inlet connections: 15mm push fit (supplied) or 15mm compression

Data connection between digital valve and controller: Low voltage data cable

Digital Mixer

Inlet connections: 15mm push fit (supplied) or 15mm compression

Outlet connection: 15mm push fit (supplied)

Data connection between digital valve and controller: Low voltage data cable

Supply voltage: 230v +10%

Supply rating: 3 amp fused plug

Supply Conditions (hot and cold)

Minimum maintained pressure: Pumped: 0.01 bar (10 cm head);
High Pressure: 0.5 bar (5 metre head)

Maximum maintained pressure: Pumped: 1.0 bar (10 metre head);
High Pressure: 5.0 bar (50 metre head)

Maximum static pressure: Pumped: 1.0 bar (10 metre head);
High Pressure: 10.0 bar (100 metre head)

Performance

Flow rate:

Default flow rate setting: 12 L/min (adjustable using the Mira app)

Minimum adjustable flow rate: 4 L/min (HP Product) or 6 L/min (Pumped Product)

The Digital Valve can deliver a maximum flow of 16 L/min at 1 bar (HP Product) or 12 L/min at 0.1 bar (Pumped Product).

The actual maximum flow will depend on the installation, system conditions and type of fittings. Refer to the 'Installation and User Guide' for more details.

Safety Features

Factory set to safe max temp: Factory set at 45°C

Approvals

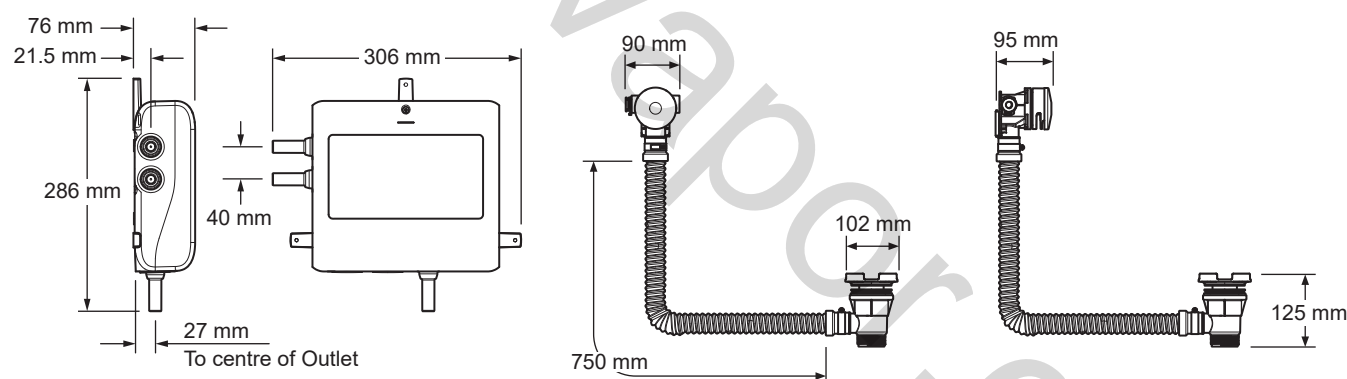
WRAS approved (Water Regulations Advisory Scheme)

KIWA UK approved product

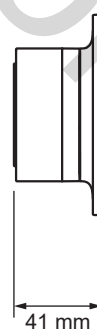
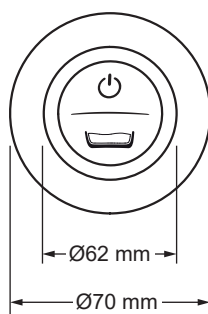
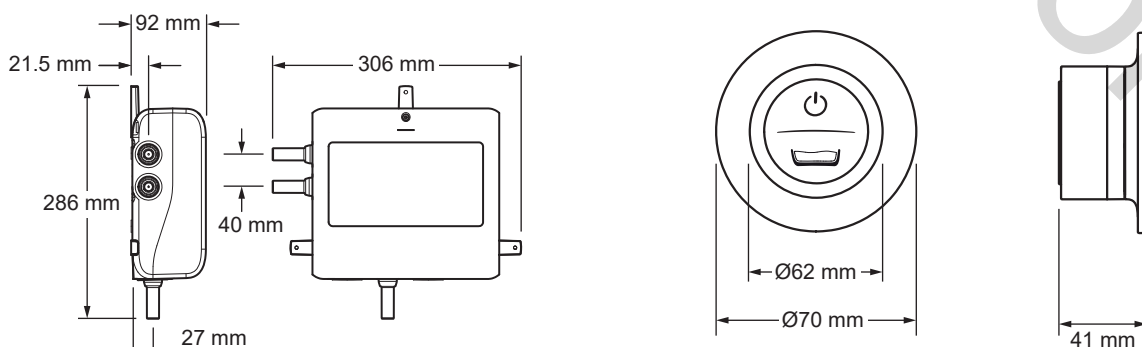


Dimensions

High Pressure, Single Outlet



Pumped, Single Outlet



Shower Interface

To download other resources, and for more information and advice on our products just visit:
www.mirashowers.co.uk

